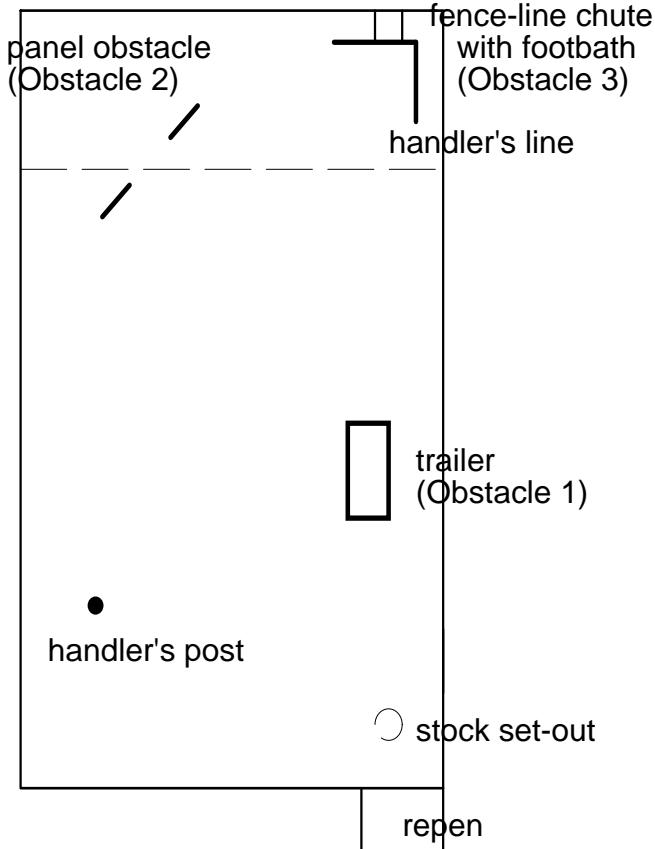


Appendix A

APPROVED HTAD COURSES

COURSE # 1



- N
- W + E The designations North, East, etc. are for purposes of description only.
- S The course may be mirrored.

A handler's line is marked 35 ft. off of the North side of the arena. The parallel panels, Obstacle 2, are angled with the closest edge 20 ft. from the West side and 25 ft. from North side. Obstacle 2 is located 100 ft. from the trailer opening, measured on the diagonal, in a 100 x 200' arena. The trailer, Obstacle 1, is located 50 ft. from the South end of the arena and 30 ft. from the East fence. (A pen may be substituted for the trailer.) The handler's post is no less than 100 ft. from the set-out and 10 ft. from the West side (in a 100 x 200 arena the post will be 40 ft. from the South end and 10 ft. off the West end). The handler's post is not in line with the set-out, but at an angle, so as to provide a distance of at least 100 ft. between the handler's post and the set-out. Obstacle 3 is an L-shaped obstacle on the fenceline at the Northeast corner. Both sides of the obstacle are 30 ft. long with an aisle of 4 ft., and may be formed by hay or by panels. There is a footbath at the turn. The footbath should be a water-filled container at least 2 and preferably 3 inches high and 6 ft. long, reaching from one side of the obstacle edge to the other, and is at least 6 inches wide. There should be sufficient water to be no less than 1 inch of water in the bath. For poultry, all dimensions shall be 1/2 that of those for hoofed stock, except the footbath, which should remain unchanged except for the width, which should fit the width of the L-shaped obstacle.

1. Gather or Take-pen

Gather: The stock are set out into the arena, and the dog is sent to gather them. The stock should be taken between the trailer and the handler's post, then counterclockwise around the post, heading towards the trailer. The gather ends when the stock have been turned around the post.

Take-pen: HTAD III handlers must remain outside the pen while the dog brings out the stock. HTAD II handlers may enter the pen with the dog but should not move the stock themselves. HTAD I handlers may enter the pen and assist the dog in moving the stock. An exception is made for cattle, where the handler may go in and assist if necessary at any level. If the stock come out on their own volition without the handler or dog entering, there is no penalty. The stock are then taken to the point on the course where the handler's post would be located for the gather. Scoring for the take-pen ends when the stock have reached the point at which the handler's post would be located. The course then proceeds as indicated in the description.

2. Obstacle 1

The stock are taken to the trailer and put inside. The handler may be no further than 10 ft. from the trailer door. Obstacle 1 ends when all the stock are in the trailer.

3. Drive

The stock are taken from the trailer/pen and driven to Obstacle 2. The handler may remove the stock without the dog or may use the dog or the handler and dog may both remove the stock without penalty, but the calmness and order of the removal shall be scored. During the drive, HTAD III handlers must stay at the door of the trailer/gate of pen. HTAD II handlers may go along the East fence up to the handler's line, but must stay within 10 feet of the East fence. HTAD I handlers may move anywhere. The drive ends when the stock have reached an area 10 ft. in front of the opening of Obstacle 2.

4. Obstacle 2

Scoring for the obstacle begins 10 ft. in front of the opening. The stock are moved through the obstacle and turned toward the mouth of Obstacle 3. Obstacle 2 ends when the stock have been turned toward Obstacle 3 and have cleared the end of the panel closest to Obstacle 3.

5. Obstacle 3

The stock are moved to and through the L-shaped obstacle which is on fenceline at the Northeast corner. HTAD II and III handlers remain at the handler's line while the dog takes the stock into the obstacle at the West side, with the exit to the Southeast. HTAD I handlers may move anywhere along the outside of the obstacle. Obstacle 3 ends when all of the stock have exited the obstacle.

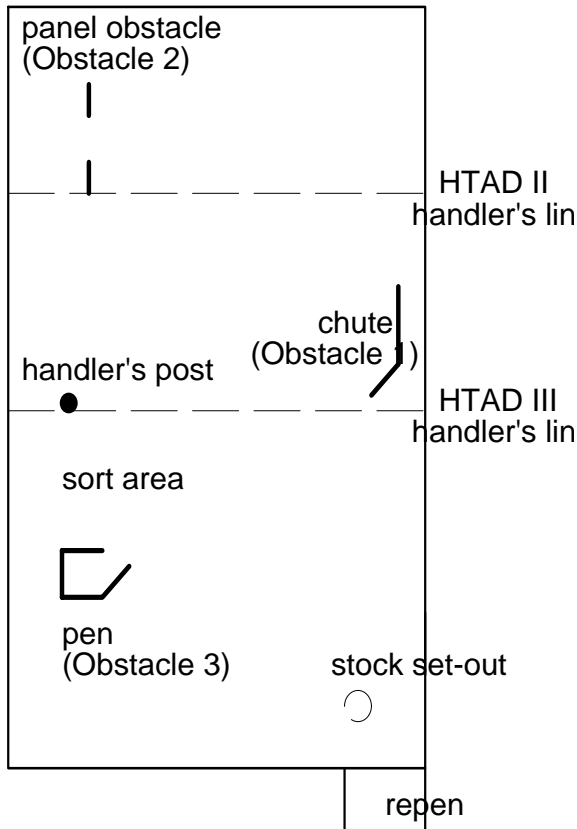
6. Sort

The animals are removed from the pen and taken to the sorting area. HTAD I and II handlers briefly hold the stock, then take them to the repen. For HTAD III handlers, the sort may be one of the following: (a) Gate sort. (b) Ribbon-removal/shed. The sort ends for HTAD I and II at the conclusion of the hold, and for HTAD III when the gate is closed on the sorted animals, or when the ribbon has been removed/animals have been shed.

7. Repen

The stock are taken to the repen and held a short distance off the gate while it is opened, and then they are repenned. When a gate-sort has been used, the animals that had been left out in the arena are repenned. The run ends when the repen gate is closed.

COURSE #2



N
 W + E The designations North, East, etc. are for purposes of description only.
 S The course may be mirrored.

The handler's post is located approximately halfway between the North and South ends of the arena, or a minimum of 110 ft. from the set-out gate, 20 ft. off of the West side. The free-standing pen is located halfway between the handler's post and the South end of the arena, 20 ft. from the West fence. (A trailer may be substituted for the pen.) The opening of the Y chute is located approximately halfway down the length of the arena on the East fence, or a minimum of 110 ft. from the area just in front of the gate of the free-standing pen. The Y chute should be no less than 12 feet long and no more than 4 feet wide with an opening of 12 feet. (A bridge may be substituted for the Y chute.) The panel obstacle is located 20 ft. from the West side and 30 ft. from the North side of the arena, set parallel to the West side and with a 12 foot opening. The sorting area is the area roughly between the free-standing pen and the handler's post. The freestanding pen should be 8-10 ft. on each side for sheep, 10-16 ft. on each side for cattle. For poultry, all dimensions are ½ that for hooved stock.

1. Gather or Take-Pen

Gather: The stock are let out at the repen gate and allowed to settle. HTAD I handlers take the dog to a point approximately one-half the distance from the handler's post to the stock and leave the dog; the handler may move to approximately 15 ft. from the stock and send the dog to gather. HTAD II handlers leave the dog at the handler's post and move to a point approximately halfway between the post and the stock and send the dog to gather. HTAD III handlers and dogs stay at the handler's post, and the dog is sent from there to gather the stock. At all three levels the stock

are brought to and around the handler's post, on the side between the post and the Y chute. The gather ends when the stock have gone just past the handler's post.

Take-pen: HTAD III handlers must remain outside the pen while the dog brings out the stock. HTAD II handlers may enter the pen with the dog but should not move the stock themselves. HTAD I handlers may enter the pen and assist the dog in moving the stock. An exception is made for cattle, where the handler may go in and assist if necessary at any level. If the stock come out on their own volition without the handler or dog entering, there is no penalty. The stock are then taken to the point on the course where the handler's post would be located for the gather. Scoring for the take-pen ends when the stock have reached the point at which the handler's post would be located. The course then proceeds as indicated in the description.

2. Drive

The stock are taken South between the East fence and the freestanding pen, then around the pen to a point just in front of the pen gate. Handlers at all levels may accompany the stock to this point. The stock are then driven to the Y chute. HTAD I handlers may accompany the stock and dog, fetching or driving or a combination of both. HTAD II handlers may accompany the stock and dog to a point halfway to the Y chute. HTAD III handlers must remain at the position in front of the pen while the stock are driven to the Y chute. The drive ends when the stock reach a point 10 ft. in front of the Y chute.

3. Obstacle 1

The stock are taken through the Y chute. HTAD II and III handlers remain at the designated location until the stock have cleared the Y chute. HTAD I handlers remain at the entrance of the Y chute until the stock have cleared it. Obstacle 1 ends when the stock have cleared the Y chute.

4. Obstacle 2

Upon the stock exiting the Y chute, HTAD I handlers may fetch or drive the stock through the free-standing panels, Obstacle 2 (none the handlers may go through the panels). HTAD II handlers must stay on the post side of the handler's line (which runs across the width of the arena, even with the outside edge of the panel obstacle that is nearest the center of the arena) until the stock have cleared the panel obstacle. HTAD III handlers will remain behind a handler's line that runs the width of the arena even with the handler's post until the stock have cleared the panel obstacle. Once the stock have cleared the panel obstacle, the stock are turned to the left and taken to the pen; all handlers may take any position relative to the stock when going to the pen. Obstacle 2 ends when the stock have cleared the panels.

5. Obstacle 3

The stock are penned in the freestanding pen. Scoring for the pen ends when the pen gate is closed.

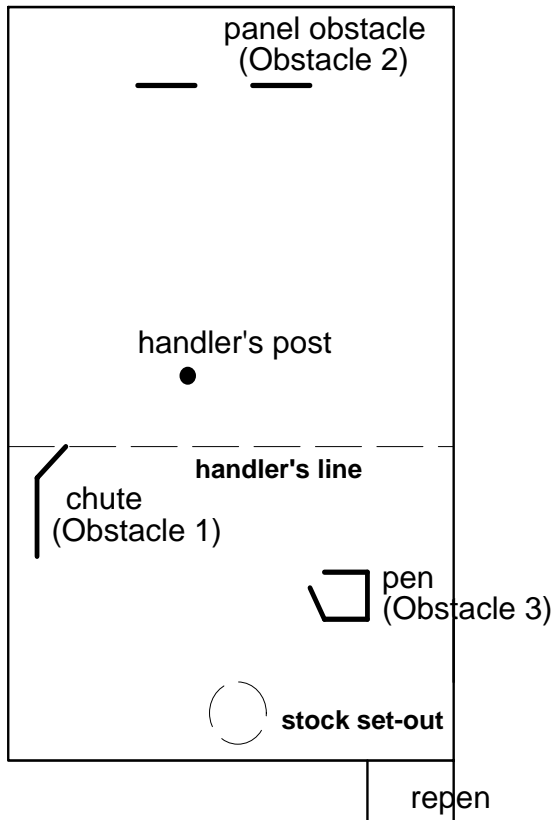
6. Sort

The animals are removed from the pen and taken to the sorting area. HTAD I and II handlers briefly hold the stock, then take them to the repen. For HTAD III handlers, the sort may be one of the following: (a) Gate sort. (b) Ribbon-removal/shed. The sort ends for HTAD I and II at the conclusion of the hold, and for HTAD III when the gate is closed on the sorted animals, or when the ribbon has been removed/animals have been shed.

7. Repen

The stock are taken to the repen and held a short distance off the gate while it is opened, and then they are repenned. When a gate-sort has been used, the animals that had been left out in the arena are repenned. The run ends when the repen gate is closed.

COURSE #3



- N The designations North, East, etc.
- W + E are for purposes of description only.
- S The course may be mirrored.

The handler's post is located a minimum of 100 ft. from the stock set-out area, 6 ft. to the West of the North/South centerline of the arena. The chute is located on the West side of the arena, with the entrance approximately 20 ft. South of the mid-point between the North and South ends of the arena, the entrance on the North and the exit on the South end. The chute should be no less than 12 feet long and no more than 4 feet wide with an opening of 8 ft. (A bridge may be substituted for the chute.) A handler's line extends across the arena from West to East even with the North end of the chute. The panel obstacle has a 12 ft. opening and is located 20 ft. off of the North fence, parallel to the North fence and an equal distance from the East and West sides. The free-standing pen is located 30 ft. from the East side and 30 ft. from the South side of the arena, and should be 8-10 ft. on each side for sheep, 10-16 ft. on each side for cattle. (A trailer may be substituted for the pen.) The sorting area is located between the free-standing pen and the exit of the Y chute. For poultry, all dimensions are ½ that for hooved stock.

1. Gather or Take-Pen

Gather: The stock are let out at the repen gate and allowed to settle. HTAD III handlers and dogs stay at the handler's post, and the dog is sent from there to gather the stock. HTAD II handlers leave the dog at the handler's post and move to a point approximately halfway between the post and the stock and send the dog to gather. HTAD I handlers take the dog to a point approximately one-half the distance from the handler's post to the stock and leave the dog; the handler may move to approximately 15 ft. from the stock and send the dog to gather. At all three levels the stock are brought to and around the handler's post, passing just to the East of the

handler's post and then turning toward Obstacle 1. The gather ends when the stock have gone just past the handler's post.

Take-pen: HTAD III handlers must remain outside the pen while the dog brings out the stock. HTAD II handlers may enter the pen with the dog but should not move the stock themselves. HTAD I handlers may enter the pen and assist the dog in moving the stock. An exception is made for cattle, where the handler may go in and assist if necessary at any level. If the stock come out on their own volition without the handler or dog entering, there is no penalty. The stock are then taken to the handler's post, passing just to the East of the handler's post and then turning toward Obstacle 1. Scoring for the take-pen ends when the stock have gone just past the handler's post.

2. Obstacle 1

The stock should enter at the North opening of the obstacle and exit to the South. HTD III handlers must remain at the opening of the obstacle until the stock have exited. HTD II handlers may move along the wing of the obstacle but may not move past the wing until the stock have exited. HTD I handlers may move anywhere relative to the obstacle but may not enter it. Scoring for Obstacle 1 ends when the animals have exited.

3. Drive

After the stock exit the chute, they are turned back toward the North along the approximate North/South centerline of the arena. Going toward Obstacle 2, they should pass just to the East of the handler's post. HTAD III – the handler remains behind the handler's line. HTAD II – the handler may accompany the stock halfway to the panels. HTAD I – the handler may accompany the stock to the panels. The drive ends when the stock reach a point 10 ft. in front of Obstacle 2.

4. Obstacle 2

The handlers remain at the designated locations while the stock are taken through the obstacle. Once the stock are through the obstacle, the handler is free to move. The stock are turned to the West and then to the South past the West end of the obstacle and onto a line that will take them fairly directly to the area in front of the pen. Scoring for Obstacle 2 ends when the stock have passed to the South of the West end of the obstacle.

5. Obstacle 3

The stock are penned in the free-standing pen. Scoring for the pen ends when the pen gate is closed.

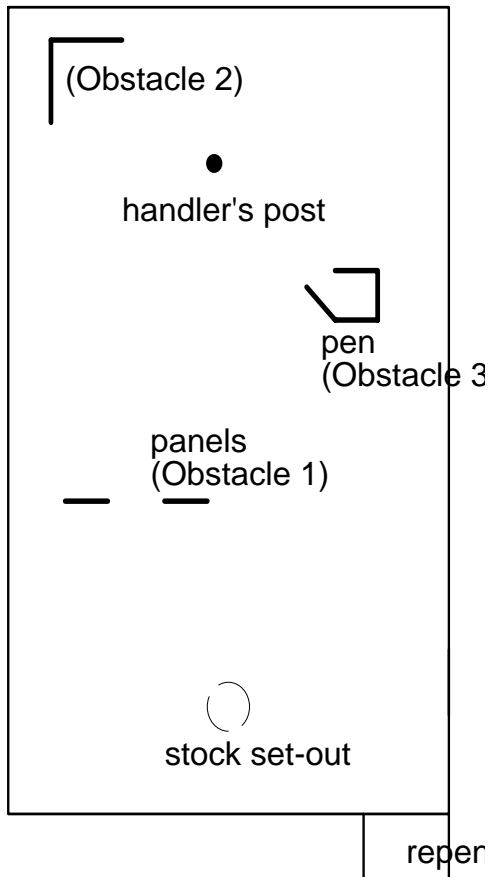
6. Sort

The animals are removed from the pen and taken to the sorting area. HTAD I and II handlers briefly hold the stock, then take them to the repen. For HTAD III handlers, the sort may be one of the following: (a) Gate sort. (b) Ribbon-removal/shed. The sort ends for HTAD I and II at the conclusion of the hold, and for HTAD III when the gate is closed on the sorted animals, or when the ribbon has been removed/ animals have been shed.

7. Repen

The stock are taken to the repen and held a short distance off the gate while it is opened, and then they are repenned. When a gate-sort has been used, the animals that had been left out in the arena are repenned. The run ends when the repen gate is closed.

COURSE #4



N
W + E The designations North, East, etc. are for purposes of description only.
S The course may be mirrored.

The handler's post is located 20 ft. from the North fence, in the center. The panel obstacle is set 20 ft. from the West side of the arena, at least 110 ft. from the handler's post; the opening is 12 ft. The L-shaped obstacle is located in the Northwest corner of the arena. Both sides of the obstacle are 10 ft. long with an aisle 4 ft. wide. The free-standing pen is located 30 ft. from the East side and approximately one-third of the length of the arena from the North and should be 8-10 ft. on each side for sheep, 10-16 ft. on each side for cattle. (A trailer may be substituted for the pen.) The sorting area is located halfway between the free-standing pen and Obstacle 1. For poultry, all dimensions are ½ that of hoofed stock.

1. Gather or Take-pen

Gather: The stock are set out in the arena. The dog is sent to gather the animals and bring them to the post. The stock are moved counter-clockwise around the post.

HTAD III – the handler remains at the post while the dog gathers the stock.

HTAD II – the dog remains at the post; the handler may go halfway to the stock before sending the dog.

HTAD I – the dog may be taken halfway to the set-out point; the handler may approach to within 15 ft. of the stock.

Take-pen: HTAD III handlers must remain outside the pen while the dog brings out the stock.

HTAD II handlers may enter the pen with the dog but should not move the stock themselves.

HTAD I handlers may enter the pen and assist the dog in moving the stock. An exception is made for cattle, where the handler may go in and assist if necessary at any level. If the stock come out on their own volition without the handler or dog entering, there is no penalty. The stock are then taken to the point on the course where the handler's post is located for the drive. Scoring for the take-pen ends when the stock have reached the handler's post. The course then proceeds as indicated in the description.

2. Drive

The stock are driven to Obstacle 1. HTAD III handlers must stay at handler's post. HTAD II handlers may go half the distance to Obstacle 1, then remain at that distance for the remainder of the drive. HTAD I handlers may accompany the stock. The drive ends when the stock reach a point 10 ft. in front of Obstacle 1.

3. Obstacle 1

The handlers remain at the designated locations while the stock are taken through the obstacle. Once the stock have cleared the obstacle, the handler may move from the handler's post. Just past Obstacle 1, the stock are turned toward the West side of the arena, then back toward the North side, toward Obstacle 2. Scoring for this section ends when the stock have moved past the end of Obstacle 1 closest to the West side of the arena.

4. Obstacle 2

The stock should enter at the South opening of the obstacle and exit heading East. HTD I handlers may move anywhere relative to the obstacle but may not enter it. HTD II handlers may move along the first section of the panel but may not move past the corner until the stock have exited. HTD III handlers may not pass the opening of the obstacle until the stock have exited. Scoring ends when the animals have exited.

5. Obstacle 3

The stock are taken across the arena and put into the free-standing pen. Scoring for the pen ends when the gate is closed.

6. Sort

The animals are removed from the pen and taken to the sorting area. HTAD I and II handlers briefly hold the stock, then take them to the repen. For HTAD III handlers, the sort may be one of the following: (a) Gate sort. (b) Ribbon-removal/shed. The sort ends for HTAD I and II at the conclusion of the hold, and for HTAD III when the gate is closed on the sorted animals, or when the ribbon has been removed/animals have been shed.

7. Repen

The stock are taken to the repen and held a short distance off the gate while it is opened, and then they are repenned. When a gate-sort has been used, the animals that had been left out in the arena are repenned. The run ends when the repen gate is closed.